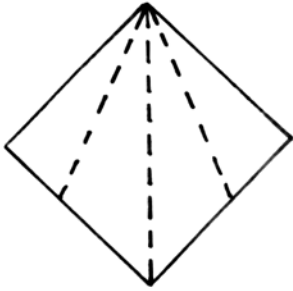
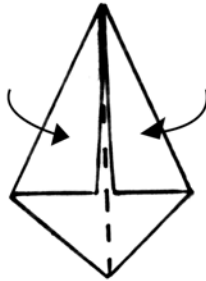


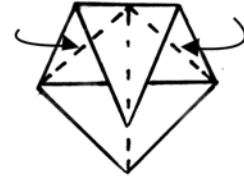
140 RAVEN (Top Secrete)



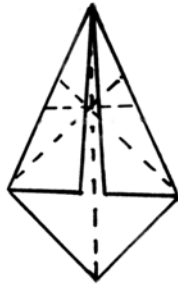
1. Crease down the middle.



2. Fold over the edges.



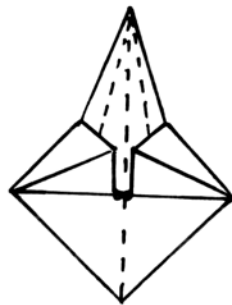
3. fold the nose down, and also the edges, as shown.



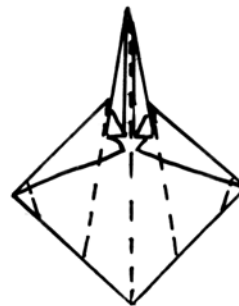
4. Unfold the nose, and refold to have the edges tucked under the nose. (See #5 for how it looks.)



5. Crease and fold nose back out.



6. Fold the edges of the nose in.



7. Fold body together, and bend wings down. Then fold the wing tips up.

Test Pilot Tip - This is a fast flyer. Put on your helmet, and watch it go!