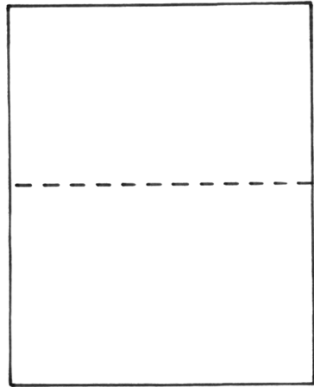
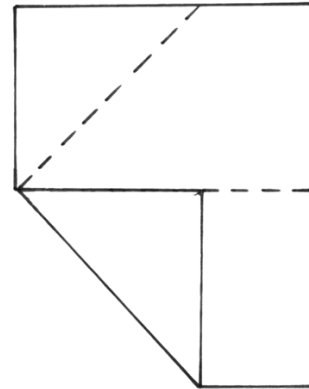


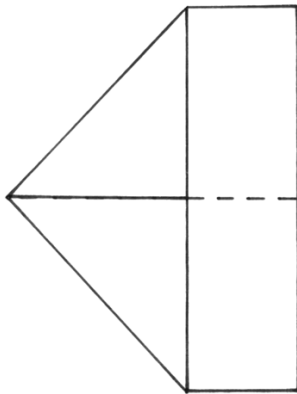
F-77 (Sleek Streeker)



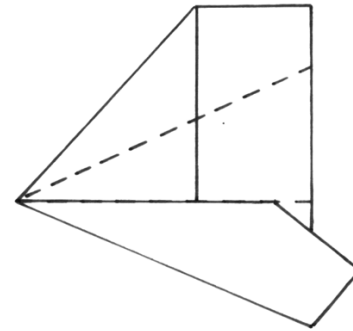
1. Fold sheet of paper in half and then open again.



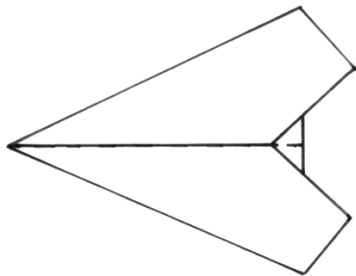
2. Fold corner in as shown



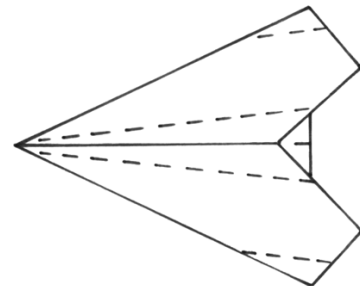
3. Fold other corner in as previous.



4. Fold as shown above.



5. Fold again.



6. Fold plane in the center and along dotted lines. You may want to use a piece of tape to hold your plane together.

Test pilot tip - Sometimes your plane will fly more smoothly and further if you don't throw it as hard.