
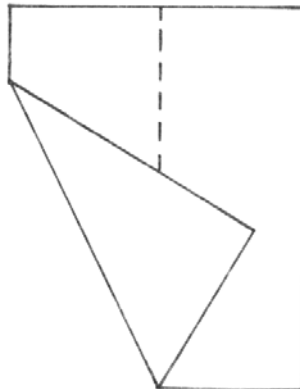


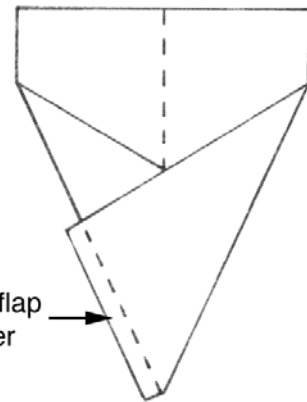
F-160 (Snub Nose)



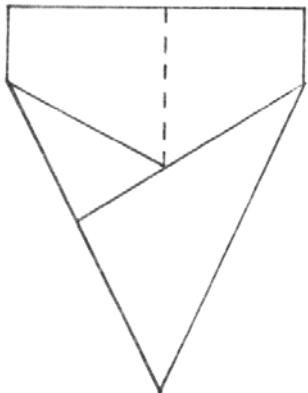
1. Fold sheet of paper in half and then open again.



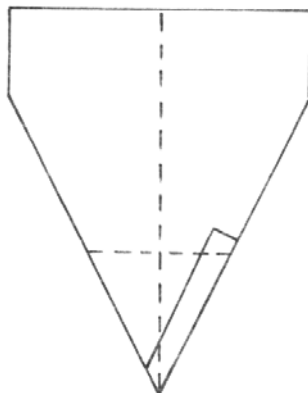
2. Fold corner over as shown above.



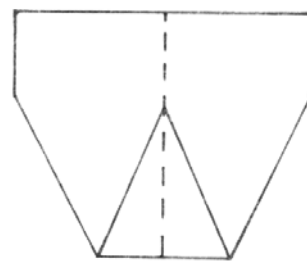
3. Fold other side and fold flap under.



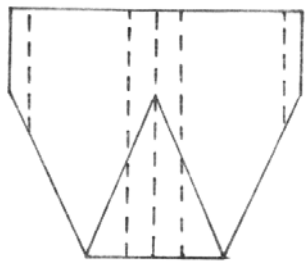
4. View after flap folded under.



5. Flip plane over.



6. Fold plane tip up as shown.



7. Fold plane in the center and along the dotted lines.

Test Pilot Tip - Sometimes your plane will fly more smoothly and further if you don't throw it as hard.